



INFODEV ULTIMATE CONVERTER CALCULATOR FOR BLACKBERRY

Version 1.0
User Manual

© 2008 Infodev Technologies. All Rights Reserved.

This product is licensed to you pursuant to the End User License detailed in the License Agreement. This file contains important information about the Ultimate Conversion Calculator for Blackberry.

Read this file completely.

To locate material in this document, select one of the general categories under Contents, or choose **Find** from the **Edit** menu of the browser.

TABLE OF CONTENTS

1. INTRODUCTION
 2. DESCRIPTION
 3. WHAT'S NEW
 4. REQUIREMENT
 5. INSTALLATION INSTRUCTIONS
 6. KNOWN ISSUES
 7. TECHNICAL SUPPORT
-

Introduction

50+ categories, 1000+ units, 50000+ conversions and calculations. Complete collection of Unit converters and calculator. Must have apps for every mobile user.

Description

A very powerful converter and calculator between various Imperial and European units with 4 decimals precision!

Advanced Unit Converter Calculator for Professionals with 50+ categories and over 1000+ units, 50000+ conversions. A must have utility for everyone who is related with units and measurements.

Computer Converter & Calculator

- Date Transfer Rate - 68 Units, 3600 Conversions
- Data Storage - 7 Units, 42 Conversions
- Percentage Calculator - Calculates the Percentage of any value to and from any value



Engineering Converter & Calculator

- Area - 11 Units, 110 Conversions
- Circular Measure - 10 Units, 90 Conversions
- Electrical Capacitance - 24 Units, 552 Conversions
- Flow Rate (Mass) - 21 Units, 420 Conversions
- Flow Rate (Volume) - 157 Units, 24492 Conversions
- Fuel - 6 Units, 36 Conversions
- Hardness - 7 Units, 42 Conversions
- Length - 8 Units, 56 Conversions
- Light (Illuminance) - 8 Units, 56 Conversions
- Light (Luminance) - 8 Units, 56 Conversions
- Metric Weight - 9 Units, 72 Conversions
- Temperature - 3 Units, 9 Conversions
- Typography - 5 Units, 20 Conversions
- Velocity - 16 Units, 240 Conversions
- Viscosity (Kinematics) - 28 Units, 756 Conversions
- Viscosity (Oil & Water) - 16 Units, 240 Conversions
- Viscosity (Dynamic) - 23 Units, 506 Conversions
- Volume - 9 Units, 72 Conversions

Finance Converter & Calculator

- Loan Calculator
- Simple Interest Calculator
- Smart Tips Calculator
- Currency Converter
- Simple Currency
- Multiple Currency
- Money Counter

Health Converter & Calculator

- Diet Point Calculator
- BMI Calculator

General Converter & Calculator

- Brix & Baume Degrees - 161 Conversions scales for measuring sugar content in water based solutions
- Cooking - 25 Units, 600 Conversions
- Clothing (Men) - 5 Units, 25 Conversions
- Clothing (Women) - 5 Units, 25 Conversions
- Mileage calculator
- Vehicle Speed - 10 units, 120 Conversions
- Time - 15 Units, 2500 Conversions
- Ring - 6 Units, 36 Conversions



Physics Converter & Calculator









- Acceleration - 23 Units, 506 Conversions
- Angle - 14 Units, 182 Conversions
- Astronomy - 6 Units, 30 Conversions
- Density - 18 Units, 306 Conversions
- Energy/Work - 86 Units, 7310 Conversions
- Fluid - 8 Units, 56 Conversions
- Force - 7 Units, 42 Conversions
- Frequency - 17 Units, 272 Conversions
- Mass - 9 Units, 72 Conversions
- Metrology - 8 Units, 56 Conversions
- Power - 11 Units, 110 Conversions
- Pressure - 22 Units, 462 Conversions
- Speed - 25 Units, 500 Conversions
- Torque - 5 Units, 20 Conversions

Key Features:





- Exponential Values and Values of higher order can also be converted.
- Professionally and newly designed user-interface that speeds up data entry and conversion speed.
- Easy and Very Simple to Use.

Professionally and newly designed user-interface that speeds up Data Entry and Easy Viewing.

Working

<p>UltimateConverter Calculator</p> <hr/> <ul style="list-style-type: none"> Computer Engineering Finance General Health Physics Help About	<p>Select the main module for the unit conversion and calculation.</p> <p>Six modules with 50+ categories.</p>
--	--



<p>Computer Conversion</p> <p> Data Storage</p> <p> Data Transfer Rate</p> <p> Percentage</p> <p>Select Go MainMenu Copy</p>	<p>Input the value to convert or calculate in the " FROM " field.</p> <p>Select the calculate menu to calculate the value for the input field.</p>
<p>Computer Storage</p> <p>From 250.50</p> <p>To 2052096.0</p> <p>KiloByte</p> <p>Bit Byte KiloByte MegaByte GigaByte TeraByte PetaByte</p>	<p>Computer, Engineering, Finance, General, Health, Physics modules had 50+ categories and 1000+ units to calculate and convert.</p>
<p>Smart Tips Calculator</p> <p> Infodev Technologies www.infodevtech.com</p> <p>Amount: 450</p> <p>No: 1</p> <p>Tips %: 15</p> <p>Tips Value: 67.50</p> <p>Each Person: 67.50</p> <p>Nett Total: 517.50</p>	<p>Input valid, numeric data in the input field, ie FROM filed.</p> <p>Select the unit to convert, some units will calculate automatically, but some require to select the calculate menu.</p>



<p>Add Diet</p> <hr/> <p>Date and Time 30 May 2008 06:32</p> <p>Name John</p> <p>Calories(Kcal) 500</p> <p>Fat (g) 2.5</p> <p>Fiber(g) 2</p> <p>Points 9.80</p>	<p>Select the help menu for brief help for Ultimate Conversion Calculator.</p> <p>Select the about us menu to know about the technical support.</p>
--	---

Key Features

Ultimate Converter Calculator features include: -

1. Simple and Easy to use.
2. Easy data entry.
3. Covers almost all the Units.
4. Exponential Values and Values of higher order can also be converted.
5. Professionally and newly designed user-interface that speeds up data entry and conversion speed.

All the conversions and calculators is right in your hand. Remember it's for you!!!!
And rest you feel by your self...

What's New?

Ultimate Converter Calculator Version 1.0 has advanced organizer tools. The product is enhanced with more graphics and images.

Requirements

Desktop PC:

Processor: PC with a Pentium IV-class processor/ AMD, 2000 MHz or higher.

Memory: 256 MB RAM (recommended).

One of the following operating systems on your Desktop Computer:

MS Windows Me, MS Windows 2000/2003, MS Windows XP/Vista, Mac.

BlackBerry Device:

Device: BlackBerry Mobile Phone.

Memory: 228 KBytes of free memory space.

BlackBerry Desktop Manager with USB cable / cradle - provided by manufacturer.

Infodev Technologies.

<http://www.infodevtech.com>



TO INSTALL / UNINSTALL:

Installation Instructions

It is commonly recommended to do a backup of your data before installing any application on your handheld. If your device contains information such as Contacts, Calendar events, Tasks, or messages that you do not wish to lose, backup your device before you begin the installation process. To do this, start the BlackBerry Desktop Manager (Figure 1), click on "Backup & Restore", then following the instructions.



Figure1

Blackberry products are generally installed in two different ways, installation from Desktop or Over the-air (OTA) installation.

Wired Installation from Desktop PC

If you requested a copy from the internet site it is probable that you will have a file with a ".ZIP" file extension sent directly to your desktop by Windows download or you will be prompted to provide an email and the software will be sent to you via email. You can "unZip" this file using the free utility WinZip, available at www.infodevtech.com.

WinZip will ask you to specify a directory to "extract" the files to. Once you have extracted the files, you will see two files with extensions .COD and .ALX. Start the BlackBerry Desktop Manager provided with your BlackBerry device.

Requirements:

The following BlackBerry software is required to perform a wired installation of BlackBerry Software:

- BlackBerry Desktop Software v4.3 or later. Downloaded to your computer workstation, this software provides tools for application loading and backups, and



restorations on your device. You can get the latest version from <http://na.blackberry.com/eng/services/desktop/>



Figures1

- BlackBerry Handheld Software. This is operating system software for the device and must be downloaded to your computer workstation and then installed on the device before you install our software. NOTE: If the Handheld Software is not in place before installing our software, you will get an error message reading, "No additional applications designed for your handheld have been found." The Handheld Software version is specific to each device and service provider.
1. If you need the latest desktop software and handheld software, then download it from here <http://na.blackberry.com/eng/support/downloads/>
 2. Install BlackBerry Desktop Software v4.3 or later onto your computer workstation.
 3. Install BlackBerry Handheld Software for the carrier/device onto your computer workstation.
 4. Connect your wireless device to your computer via USB cable or cradle.
 5. Double-click the .exe to launch the installer for the Handheld Software.
 6. At the prompt to Uninstall or Repair, select Repair to install the Handheld Software to the device.

For Mac user :

Install the alx file using the PocketMac v4.02b or later. You can get a latest version of PocketMac fom <http://na.blackberry.com/eng/support/downloads/>

Choose the "Application Loader" option.. Click on the "Add" application button, then browse to the directory where you stored the unzipped downloaded files..



Step by step instructions:

1. Download and Unzip the product file in the desktop PC.
2. Connect your BB with PC.
3. Make sure BB desktop Manager is connected.
4. Click the "Application Loader" icon. A dialogue box will appear
5. Click the Next button for Application wizard.
6. Click the Add button, browse and select the alx file from the product folder.
7. Select the appropriate application file with an .ALX extension and click on the next button.
8. Make sure the product title in the application list and the status of checkbox is enabled. If not, then enable the checkbox.
9. Click the finish button and sync the device.
10. Product will be installed and listed in the application menu.

OTA Installation:

If you purchased the product directly from your device, you may be sent a text message containing a link or your device may open a browser session and display a web page with a link in it. Use the track wheel to "Go To" this link.

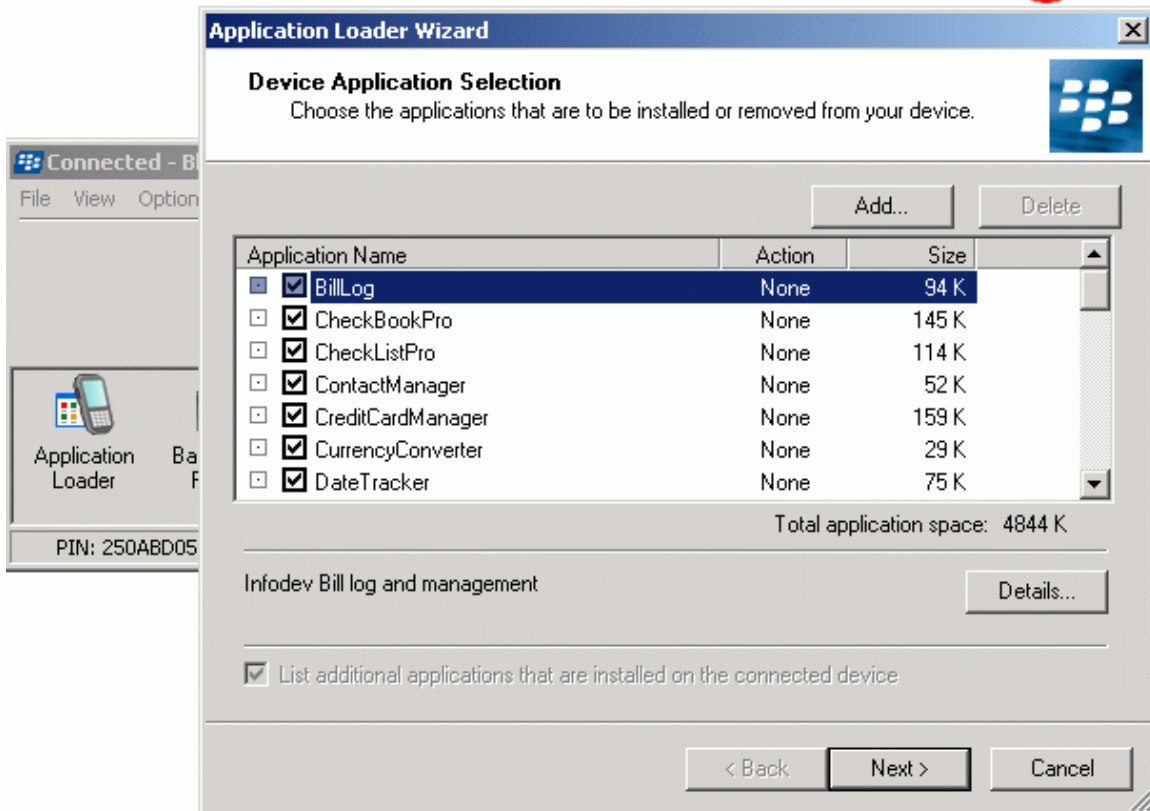
You will be prompted to give permission to initiate an Internet session. If you answer "Yes" and if you have an internet access service correctly installed on you device, the browser will initiate, download the software directly to your device and install it.

Requirements:

- BlackBerry device with BlackBerry OS 4.0 or later. You can check the OS version on your device by selecting Options > About from the device's main screen.
- "IPPP for BIBS" service book for the Internet Browser (a protocol for BlackBerry Internet Browsing Service). This indicates that the carrier supports BlackBerry Internet Service (BIS), which is required for over-the-air software downloads. Select Options > Advanced Options > Service Books to check for this service book.

Considerations:

- Time Requirements. The application download takes several minutes to complete. The amount of time that the download takes depends on a variety of factors including carrier, network type, network coverage, device type and the number of optional applications that are installed. Varying with these factors, times observed during testing ranged from 10 to 30 minutes.

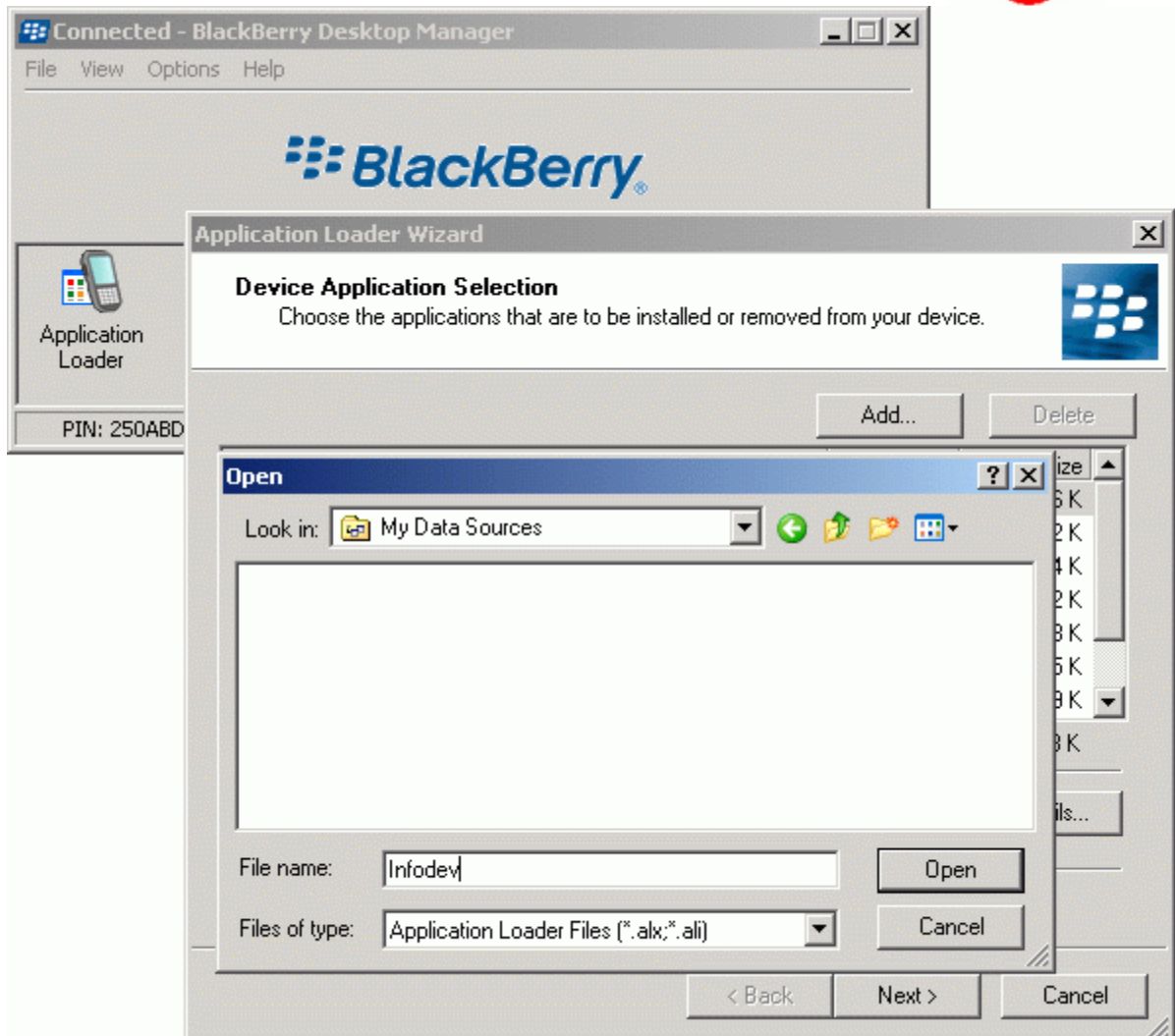


- **Wireless Coverage.** Ensure that you remain in an area of good data coverage while you are downloading the application. This helps to prevent network errors, which would require you to restart the download process.
- **Nextel 7510 or 7520 devices.** These devices require a special procedure for getting the Internet Browser on the device:

Register the handheld by going to Options on the main screen and selecting Host Routing Table. Then select Register Now from the menu.

After registration, confirm that the IPPP for BIBS service book was received.

If it was received, but you still do not see the Internet Browser icon you may need to upgrade your handheld software to the latest version.



Uninstallation / De-Installation:

Deleting Applications from the Device

You may need to delete applications (non-system only) from your device when:

- There is not enough free memory on the device to download the blackberry application.
- You get a low memory message on the device and need to reclaim some used memory.
- You want to delete an older version of software before an upgrade.



NOTE: For upgrades, it is recommended that you delete the older version of our product before you begin. All the applications data and database are deleted. Deleting the old version first speeds the process and ensures that all files are updated properly. If you do not delete first when upgrading on OS 4.2 or later devices, you will be prompted each time an existing module is overwritten.

1. Select the Options application from the main BlackBerry screen.
2. Select Advanced Options > Applications from the Options screen.
3. Scroll to and select the application you wish to delete.
4. Select Delete from the menu and confirm that you wish to delete.
5. Select "Yes" from the dialog prompt to restart the device and complete the deletion process.

GENERAL ISSUES

Desktop Installation Troubleshooting:

Problem: Installation is failed

Cause and Solution : Please connect the cable properly and try again.

Problem: "No additional applications designed for your handheld have been found" .

Cause and Solution : Update the Desktop and Phone software(Ref: Requirements). This is a standard RIM Error Message that tells you that the Version of your Desktop Manager is older than the OS Version of the Handheld. This can happen for ex, if you upgraded your BlackBerry but forgot to upgrade the Desktop Manager. (That is why none of the purchased apps load on the handheld.)

The solution to the "No additional applications designed for your device were found" error can be found here:

http://blackberryfaq.com/index.php/Application_Loader_Error

Please follow the steps provided using that link to make your desktop match your blackberry device OS, which will allow you to install themes and applications right from your desktop.

Problem : Error loading module 'product name' Out Of MemoryError

Cause and Solution : Update the Desktop and Phone software. Install the correct alx file for your device model.

OTA Installation Troubleshooting:

Problem : "Error 903: Loss of service"



Cause and Solution : The connection between the device and server was interrupted during the download. Ensure that the device is in a good data coverage area and download the application again.

Problem : "Error 907: Invalid Jar"

Cause and Solution : One of the modules downloaded is invalid. This is usually caused by a network error during the download process. Ensure that the device is in a good data coverage area and download the application again.

Problem : "Insufficient space for application"

Cause and Solution : There is not enough free memory to download and install the applications that were selected. Free up some memory by deleting unneeded email, calendar/contact/task items, or applications. See Deleting Applications from the Device.

Problem : When I go to the download page I get an error stating: "You must use the Internet Browser on your BlackBerry device to download this application."

Cause and Solution : The BlackBerry Internet Browser on your BlackBerry device is the only browser that can download the application. If a different browser is used to access the download page, this message is displayed along with the "User Agent" header that your browser sent to the page.

Problem : Application does not open when I click on the application icon.

Cause and Solution : You did not reset the device after installation completed. See the OTA Installation Instructions above for rebooting instructions.

FAQs

1. The downloaded program is not working properly.
Please re-download the program using your Order/Purchase ID.
2. Program Setup is not running properly.
Please uninstall the program and reinstall it.
3. Program installed properly, but unable to open.
Please check the program, available in the device.
4. Download zip file is corrupted.
Please re download the product file from the website.

Updates & Fixes

Infodev products are regularly updated, usually every **10-12** months. If you have problems or need new features, then make sure you check whether a new version is available at www.infodevtech.com

This file contains product information, documentation, and troubleshooting tips. For further troubleshooting and performance information, support@infodevtech.com.

Infodev Technologies.
<http://www.infodevtech.com>



Technical Support

Free technical support is available to registered users.

While technical support is available to unregistered users this is provided at our discretion. This means that if there is free time at the end of the day and as long as the questions are not in the FAQ (documentation, web page, etc.) then they will be dealt with.

You can obtain technical support by emailing to: support@infodevtech.com
Your Support Team is working 24 Hrs a day, So User can avail 24 Hours / 365 Days
Email Customer Support.

If you have any doubts and clarification regarding this product, please mail us with product name and purchase ID as subject, so that we can continue to assist if need.
Our email ID: support@infodevtech.com

By purchasing the Infodev Software, you save up to 50% vs. the cost of buying other developer applications.

Disclaimer

The use of Infodev products means nothing more than your acceptance of the Infodev license agreement. None of the executable modules or the documentation of Infodev may be modified in any way. Infodev Products is distributed on the "AS-IS" principle without any warranties or pledges.

This software may not be copied, sold, distributed or used for any other purpose without the authors consent.

The author bears no responsibility for any damage or loss of data resulting from the use or misuse of this product.

IT IS STRONGLY RECOMMENDED THAT YOU SAVE/CLOSE EVERYTHING YOU ARE WORKING AT (open documents, files, etc.) INSTALLATION OF THE PROGRAM. THE PROGRAM WAS TESTED FOR INCOMPATIBILITIES BUT YOU NEVER KNOW...

If you find no problems then you can cool down. But **do** save regularly.

All Trademarks and Copyrights are the property of their respective owners.

Warning: Ultimate Converter Calculator is **NOT a freeware**; you may not copy or redistribute it without prior written consent from Infodev Technologies. Failure to comply with the license is punishable by law!